



Read Write Inc. Phonics
Parents' Meeting
Fred Talk

What is phonics?

Sounds

Graphemes

Speed Sounds Set 1

Consonant sounds stretchy

f	l	m	n	r	s	v	z	sh	th	ng
										nk

Consonant sounds bouncy

b	c	d	g	h	j	p	qu	t	w	x	y	ch
	k											

Vowel sounds – bouncy

a	e	i	o	u
---	---	---	---	---

Vowel sounds – stretchy

ay	ee	igh	ow
----	----	-----	----

Vowel sounds – stretchy

oo	oo	ar	or	air	ir	ou	oy
----	----	----	----	-----	----	----	----

Speed Sounds Set 2

Consonant sounds stretchy

f	l	m	n	r	s	v	z	sh	th	ng
										nk

Consonant sounds bouncy

b	c	d	g	h	j	p	qu	t	w	x	y	ch
	k											

Vowel sounds – bouncy

a	e	i	o	u
---	---	---	---	---

Vowel sounds – stretchy

ay	ee	igh	ow
----	----	-----	----

Vowel sounds – stretchy

oo	oo	ar	or	air	ir	ou	oy
----	----	----	----	-----	----	----	----

Speed Sounds Set 3

Consonant sounds

f	l	m	n	r	s	v	z	sh	th	ng
ff	ll	mm	nn	rr	ss	ve	zz	ti		nk
ph	le	mb	kn	wr	se		s	ci		
					c		se			
					ce					

b	c	d	g	h	j	p	qu	t	w	x	y	ch
bb	k	dd	gg		g	pp		tt	wh			tch
	ck				ge							
	ch				dge							

Vowel sounds

a	e	i	o	u	ay	ee	igh	ow
	ea				<u>a-e</u>	<u>e-e</u>	<u>i-e</u>	<u>o-e</u>
					ai	y	ie	oa
						ea	i	o
						e	y	

oo	oo	ar	or	air	ir	ou	oy	ire	ear	ure
<u>u-e</u>			oor	are	ur	ow	oi			
ue			ore		er					
ew			aw							
			au							

Name the pictures



Picture Phrases

ay



may I play?

2. day, play, may, way, lay, say, tray, spray

aw



yawn at dawn

3. saw, raw, law, straw, dawn, paw,
crawl, jaw, claw, yawn

Teaching letter formation

Handwriting phrases for helping your child to form letters

This works best if your child practises for a short time every day.

1. Show the picture side and air-write as you say the phrase.
2. Ask your child to practise in the air with you.
3. Using a sharp pencil and sat at a table, encourage your child to have a go.
4. Praise your child for their efforts.

m Maisie, mountain, mountain
a round the apple, down the leaf
s slither down the snake
d round his bottom, up his tall neck and down to his feet
t down the tower, across the tower
i down the body, dot for the head
n down Nobby, over his net
p down the plait and over the pirate's face
g round her face, down her hair and give her a curl



What can I do?

1. Use pure sounds, not letter names
2. Teach the picture names
3. Practise reading sounds speedily -
‘review, review, review’
4. Use the handwriting phrases for writing only

Sounds + blending = reading



+

sat

Reading with Fred Talk

m

a

t

mat

‘Special Friends’, ‘Fred Talk’, read the word

spray

crawl

Fred Talk routine

1. Say the word in sounds as Fred e.g. c-a-t.
2. Ask your child to repeat. Can they 'jump-in' with the whole word?
3. Say the word in sounds followed by the whole word e.g. c-a-t, cat
4. Ask your child to repeat



Fred games and Fred talk throughout the day

Shall we have some **l-u-n-ch**?

What would you like to **p-l-ay**?

Let's put on your **c-o-a-t**.





**Ruth Miskin
Training**



Read Write Inc. Phonics
Parents' Meeting
Listening to your child read

Accuracy

Fluency

Comprehension

Read and enjoy at home

‘Special Friends’, ‘Fred Talk’, read the word

1.4

ship

Black Hat Bob

Black Hat Bob
is on his ship.

This is his peg leg.



Red Words

I

said



This is Red Hat Rob.



“I will grab that cash box,” he said.

Book Bag Books

- Extra reading practice at home
- Uniquely matched to the *Read Write Inc.* Phonics Storybooks.
- Reinforce children's learning of phonics at the appropriate level.
- Helps to make even faster progress in reading.







What can you do?

- Listen to your child read the same Storybook again and again
- Encourage them to use 'Special Friends', 'Fred Talk', 'read the word'
- Discuss the story and encourage their storyteller voice.

Repeated readings Again! Again!

Children are wired to thrive on **repetition**



10 things your child learns when you read aloud stories and poems every day


- 1.** Sustain attention
- 2.** Appreciate rhythm and rhyme
- 3.** Build pictures in their minds from the words on the page
- 4.** Understand humour and irony
- 5.** Use new words and phrases in different contexts - and later in writing
- 6.** Learn new vocabulary and knowledge of the world
- 7.** Think about characters' feelings and use appropriate voices
- 8.** Follow a plot with all its twists and turns
- 9.** Understand suspense and predict what's about to happen next
- 10.** Link sentences and ideas from one passage to the next

Top Tips - Storytime

1. Make it a treat
2. Make it a special quiet time
3. Show curiosity
4. Read story once without stopping
5. Chat about the story
6. Avoid testing with questions
7. Link to other stories and experiences
8. Read favourites over and over again
9. Use different voices
10. Love the book

Reading for Pleasure

Today Early Years will bring home a pack from the Book Trust.





**Ruth Miskin
Training**



Read Write Inc. Phonics **Parents' Meeting – Phonics Screening Check**

What is the Phonics Screening Check?

- A word-reading test at the end of Year 1
- Children read 40 words

‘Special Friends’, ‘Fred Talk’, read the word

1.4

ship

— • •

Nonsense words



sheb



glight



ched



teb

Online resources available

Ruth Miskin Parents' Page:

<http://www.ruthmiskin.com/en/parents/>

Free e-books for home reading:

<http://www.oxfordowl.co.uk/Reading/>

The more that you **read**, the more things you will **know**. The more that you **learn**, the more **places you'll go!**

Dr. Seuss

Any other questions

Q&A